

TORO.

Count on it.



Zero Turn Riding Mowers
Stand-On Mowers

Expert Care for Turf ... and Professional Customers



When cut, comfort and innovation count, landscape professionals count on Toro. In times like these, every choice counts. So we work hard to give you the most for your money. We've been a turf care industry leader since 1914, so we understand your challenges — and we never stop putting that expertise to work developing better solutions. Our passion is making your job easier, whether you're operating a mower or running a business.

Toro products are field-proven on golf courses, sports fields, public green spaces, commercial and residential lawns, and agricultural fields around the world. That's why many landscape professionals trust Toro equipment to deliver the best for their properties and their bottom line.

From commercial walk-behinds and zero-turn riders, to stand-on mowers, Toro commercial landscape equipment delivers productivity, profitability and a legendary quality of cut that will make you and your customers proud. That's our legacy of leadership and it's exactly what you'll get when you contact your local Toro landscape contractor equipment dealer for more information today.

STAND ON MOWERS

GrandStand™

Z MASTER®

Z400 Series

G3 Series

Z580D

4 GROUNDMASTER®

Groundsmaster 7200/7210

Full Line Product Reference

12

12

14

10

GrandStand™



COMMERCIAL STAND-ON MOWER

More landscape professionals are using stand-on mowers every day, and it's easy to understand why. A cross between mid-size walk-behinds and zero-turn riders, stand-on mowers are fast, highly maneuverable and compact, offering the operator improved visibility and greater productivity. The exceptional visibility of the GrandStand protects the operator, the mower and the property. The operator is better able to steer clear of obstacles and identify upcoming changes in terrain. The GrandStand allows for passage under overhanging branches and easy access on and off for debris removal. The GrandStand also provides increased operator comfort, outstanding traction and handling, and an incredible after-cut appearance.

TRACTION AND HANDLING

Wide drive tires and a wide stance improve hillside performance

- Semi-pneumatic flat-free caster tires

SPECIFICATIONS - GRANDSTAND™	
MODEL	74567TE
Engine	19 hp Kawasaki®
Deck	TURBO FORCE® with 140 mm deck depth, 4.6 mm Steel Construction, Bull-Nose Bumper, Tool-Free Adjustable Discharge Baffle, Rubber Discharge Chute, 1" Heavy-Duty Spindle Shaft, Spindle Bearings (Greasable), and Tool-Free Height of Cut Adjustment
Width of Cut	122 cm
Height of cut	25 - 127 mm in 6 mm increments
Additional Features	Platform Suspension System, Walk-Behind Capable, Rubber Mat on Platform, Variable Speed Control, and Electric Start. Optional: Storage Compartment, Trash Bag and Operator Controlled Discharge Chute
Ground Speed	13 km/h
Tyres	
Front Caster:	11" X 4" - 5" Flat-free Semi-Pneumatic
Drive Tyres:	20" X 10" - 8"
Fuel Capacity	25.7 litres
Weight	399.6 kg
Certification	CE and EPA certified
Warranty	5 years/1200 hours/Lifetime frame to original owner

HEIGHT-OF-CUT ADJUSTMENT

Adjusting the GrandStand's height-of-cut is done right from the operator position — a hassle-free feature that every operator will appreciate.



VARIABLE SPEED CONTROL

Operators can adjust travel speed while maintaining full steering control. All controls are within easy reach to prevent constant stretching or straining, which reduces operator fatigue.



RUBBER CHUTE

Maximum Dispersion Rubber Discharge Chute (patented Recycler® mulching also available)



DURABLE CONSTRUCTION

Heavy-duty muffler guard, cast iron spindle housings with 25 mm steel spindle shafts. 4.5 mm, high-strength steel deck shell, 6 mm flex-resistant blades, and bull-nose front bumper with amazing grass cutting capabilities.



CENTERED FUEL TANK

Ensures consistent traction regardless of fuel level or direction of travel. With no obstructions to limit motion, operators can shift weight as needed to optimize the hillside performance.



TURBO FORCE® CUTTING TECHNOLOGY

TURBO FORCE patented adjustable front baffle lets you fine tune the performance to get the exact cut and look you want. Recycler® kit available.



2-IN-1 VERSATILITY

Flip-up operator platform converts the stand-on to a walk-behind. Suspension platform keeps operators fresh - less fatigue, more productivity. Suspension is self-compensating for operators of different sizes.



Z Master® Z450



MID-MOUNT ZRT

Loaded with the features that professionals value most, including Toro's industry acclaimed TURBO FORCE cutting deck. The Z450 Series is ideal for productivity-minded, value-conscious professionals.

TORO TURBO FORCE® DECK

Even the most challenging terrain can be mowed to a beautiful finish with a TURBO FORCE deck, found on most Toro Z Master mowers. An innovative cutting chamber and an adjustable front baffle let you fine tune its performance to your exacting standards. Recycler® kit option available.



SPECIFICATIONS - Z MASTER Z450 SERIES	
MODEL	74450TE
Engine	21 hp (15.7 kW) Kawasaki® Twin OHV
Deck	TURBO FORCE® 122 cm
Recycler	Optional
Height of cut	38 - 114 mm in 6 mm increments
Deck Lift Assist	Optional
Ground Speed	0-13 km/h forward; 0-9 km/h reverse
Tyres	
Front Caster	13" x 5.00-6", 4-ply with smooth tread
Rear Drive	23" x 9.50-12" Turf Master tyres
Optional Features	Toro Z Stand, DFS Collection and Twin Banner
Fuel Capacity	38 litres
Weight	408 kg
Certification	CE and EPA certified
Warranty	4 years/1200 hours

COMPACT SIZE

Its compact size, coupled with its quickness and maneuverability, allows the Z450 Series to complete the job faster than walk-behinds or traditional riding tractors.



RUGGED CONSTRUCTION

A rugged 5 cm x 5 cm x .5 cm tubular steel carrier frame supports the durable 4.5 mm cutting deck, and the robust caster fork assemblies outshine the competition.



CONVENIENT CONTROLS

The clustered controls are conveniently located right below the operator's left elbow, making them very easy to locate without searching.



FUEL CAPACITY


Generous 38 litre fuel capacity allows for uninterrupted mowing on even the largest properties.



TORO RECYCLER

Toro Recycler technology saves time, increases productivity and promotes healthy turf. Exclusive Recycler blades cut and recut clippings before driving the small pieces of grass back into the turf, reducing the need for watering and fertilizing. No bagging, no dumping, which saves time!

(Deck shown with optional Recycler kit)



Z Master® G3



Z MASTER G3

The Toro Z Master G3 is the next generation of zero-turning radius mowers. With industry leading performance features like TURBO FORCE® cutting technology, biodiesel-ready mowers, the toughest spindle assemblies and more, Toro has added improved comfort, enhanced traction and control, and added more professional features. Z Master G3 models have a low center of gravity, adding more stability for greater handling on hills. And superior maneuverability.

TURBO FORCE CUTTING TECHNOLOGY

Toro combines toughness with precision using 4.5 mm, high-strength steel, 6 mm thick flex-resistant blades, massive spindle assemblies, a rubber discharge chute and a rugged bull-nose front bumper. Fine tune the performance to adapt to site conditions for a quality cut and beautiful after-cut appearance.

SPECIFICATIONS - Z MASTER® G3 SERIES	
MODEL	74923TE / 74925TE
Engine	25 hp (18.6 kW) Kohler® / 29 hp (21.5 kW) Kawasaki®
Deck	TURBO FORCE®
Width of Cut	132 cm / 152 cm
Deck Lift Design	Torsion Spring, foot pedal deck lift
Height of cut	25 mm to 140 mm
Other Features	Heavy-Duty Canister Air Cleaner, Digital Information Center & Fuel Gauge, 4.5 mm Steel Construction, Bull-nose Bumper, Rubber Discharge Chute, 25 mm Heavy-Duty Spindle Shaft, Two-Position Folding ROPS, Beverage Holder, Storage Compartments
Ground Speed	0-11 km/h forward; 0-6 km/h reverse / 0-13 km/h forward; 0-8 km/h reverse
Hydraulic Drive System	12cc/rev pump / 16cc/rev pump Hydraulic Drive System
Tyres	Multi Trak
Front Caster:	13" X 6.5" - 6" Flat-free Semi-Pneumatic
Rear Drive:	24" X 9.5" - 12" / 24" X 12" - 12"
Z Stand	Standard
Fuel Capacity	45 litres
Seat	3-D Isolation seat, arm rests, optional suspension system
Adjustable Discharge Baffle	Standard with Tool-Free Adjustment;
Spindle Bearings (Greaseable)	Tapered Roller Bearings
Certification	CE and EPA certified
Warranty	5 years/1200 hours/Lifetime frame to original owner

DFS, softside bagging and Recycler® kit options available. Triple softside bag shown for 152 cm deck. Not shown, double bag option for the 132 cm deck.



DFS bagger



Softside bagger

SOLID DECK SUPPORT

Robust hanger castings, solid links and deck struts with rubber bushings eliminate deck sway, for a level cut. Height-of-cut system adjusts in 6 mm increments, with transport lockout.



SMOOTH, POWERFUL

The unitized pump and wheel motor use proven commercial hydraulic components while eliminating hoses and other potential leak points. Smoother, faster response and a more reliable machine.



ROBUST SPINDLES

Robust cast iron spindle housings with solid 25 mm steel spindle shafts (and tapered roller bearings on select models).



EASY MAINTENANCE

From oil changes to leveling decks to height adjustments, working on Z Master G3 mowers is simple and easy.



IMPROVED COMFORT

The custom seat features large bolsters, thick cushions and 3-D isolator mounts that absorb bumps and vibrations to reduce operator fatigue.



FILL UP WITH EASE

The 45 litre tank has a single fill point, so whether you're using a fuel can or fueling on a trailer at the pump, gassing up is simple and easy.



Z Master® Z580D



Z580D ZERO TURN RADIUS MOWER

The Z Master Z580D Series mowers are the pinnacle of the Z Master line. Agile, full-size Z Master mowers that boast the revolutionary TURBO FORCE decks for unsurpassed cutting quality and durability.

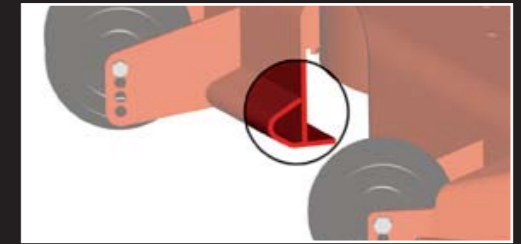
TORO TURBO FORCE® DECK

TURBO FORCE deck shells are constructed entirely from 4.5 mm steel - top, front, sides and rear. In fact, Z Master zero turn rider decks utilize high strength steel, which is 31% stronger than the ordinary 4.5 mm commercial steel found in other decks. Recycler® kit option available.

SPECIFICATIONS - Z MASTER® Z580D SERIES		
MODEL	74264TE / 74265TE	74279TE
Engine	23 hp (16.6 kW) Kubota® Diesel	23 hp (16.6 kW) Kubota Diesel
Deck	TURBO FORCE® side discharge deck	TURBO FORCE rear discharge deck
Width of Cut	132 cm / 152 cm	132 cm
Height of cut	38 - 127 mm	38 - 127 mm
Additional Features	Drive System: 2 Hydraulic Pumps; 2 Wheel Motors; Heavy Duty Electromagnetic Clutch; Toro Z Stand; Deluxe suspension seat with armrest; Hour Meter & Fuel Gauge; Optional: DFS Collection & Recycler kit	Drive System: 2 Hydraulic Pumps; 2 Wheel Motors; Heavy Duty Electromagnetic Clutch; Toro Z Stand; Deluxe suspension seat with armrest; Hour Meter & Fuel Gauge; Optional: DFS Collection & Recycler kit
Ground Speed	0-18 km/h forward; 0-10 km/h reverse	0-18 km/h forward; 0-10 km/h reverse
Tyres		
Front Caster:	13" x 6.50-6", 4-ply	13" x 6.50-6", 4-ply
Rear Drive:	23" x 9.50-12" 4-ply (132 cm) 23" x 12.0-12" 4-ply (152 cm)	23" x 9.50-12" 4-ply
Fuel Capacity	45 litres	45 litres
Weight	684 kg / 701 kg	685 kg
Certification	CE and EPA certified	CE and EPA certified
Warranty	4 years/1200 hours	4 years/1200 hours

4.5 MM BULL-NOSE BUMPER

Protects against front impacts. Underskirt is designed to minimize blowout of grass and dust.



TOUGHEST SPINDLES

Industry's most durable spindle assembly – A cast iron housing with a massive 23 cm diameter base and 6 mounting bolts absorb impact loads keeping the machine cutting without downtime.



THE TORO Z STAND

Lets contractors elevate the front of the mower—in the shop or in the field to change blades or tyres and to perform under-the-deck maintenance. No tools, no transport time, just productivity!



DELUXE SUSPENSION SEAT

Comes with armrest for operator's comfort.



DFS VAC COLLECTION SYSTEM

The industry's first and only true vacuum bagger. The top-mounted vacuum design protects the fan from sand and debris resulting in longer life and lower noise. With a DFS (Dump-From-the-Seat) hopper, there's no faster way to collect!



Side Discharge Deck, 132 cm and 152 cm



Rear Discharge Deck, 132 cm

Groundsmaster® 7200/7210



GROUNDMASTER 7200/7210

The Groundsmaster 7200/7210 can both mow and groom. Convert from mowing to snow removal in less than 4 hours. The patent-pending Polar Trac System is ready for all winter conditions with its heated hard cab, innovative rubber track system, and quick-connect attachments.

With powerful Kubota® 18.6 kW (24.9 hp) or 26 kW (35 hp) 3-cylinder liquid-cooled diesel engines, they get the job done. The cutting decks stand up to the rigors of everyday use with high-strength, 4.5 mm welded-steel construction and heavy-duty spindle assemblies with a 23 cm diameter base to absorb impacts without damage.

SPECIFICATIONS - GROUNDMASTER 7200/7210 SERIES		
MODEL	30467 / 30461 / 30462	30468 / 30363TE / 30464 / 30465
Engine	Kubota® Diesel, 24.9 hp (18.6 kW)	Kubota Diesel, 35 hp (26 kW)
Deck	30467: 152 cm, side discharge 30461: 183 cm, rear discharge or Guardian® Recycler 30462: 157 cm, rear discharge or Guardian Recycler®	30468: 152 cm, side discharge 30363TE: 183 cm, side discharge 30464: 183 cm, rear discharge or Guardian Recycler 30465: 157 cm, rear discharge or Guardian Recycler
Height of cut	3-15 cm in 6 mm increments	
Ground Speed	0-20 km/h (0-12.5 mph) forward; 0-14 km/h (0-8.5 mph) reverse	
Drive System	Direct drive to engine, integrated, dual wheel motor pumps and hydraulic clutch directly mounted to engine	
Clutch	Hydraulically activated with multi-disk clutch	
Tyres:	Front Caster: 15 x 6.00-6" tubeless, 4 ply ribbed Rear Drive: 24 x 12.00-12" pneumatic tubeless	
Seat	Deluxe suspension seat with armrest	
Dash Lights	Hour Meter, Glow Plug, Temperature, Oil Pressure, Alternator	
Deck Lift	Hydraulic	
Wheel Drive	Independent high-torque, low-speed wheel motors with 310 cc displacement	
ROPS	2-post foldable	
Fuel Capacity	43.5 litres	
Weight	862 kg	
Certification	CE and EPA certified	
Warranty	2 years/1500 hours	

QUICK ATTACH SYSTEM (QAS)

With the exclusive QAS switch between attachments in less than a minute without tools.



MAXIMIZE PRODUCTIVITY

21 km/h mow or transport speed and 43.5 litre fuel tank allow for a full day of mowing. The hydraulic deck lift, zero-turn stick operation, deluxe suspension seat and cup holder ensure operator comfort and reduce fatigue.



JACK STAND

Elevate the front of the mower—in the shop or in the field to change blades or tyres and to perform under-the-deck maintenance. No tools, no transport time, just productivity!



BULL-NOSE BUMPER

This unique design provides durability and minimizes blowout of grass and dust. The leading edge is raised 6.4 mm so grass stands up straight for a cleaner cut.




DIRECT-DRIVE TRANSMISSION

Integrates wheel motor pumps, a hydraulic wet disc clutch and engine power linkage. Couples the transmission directly to the engine for an efficient, robust powertrain system and less maintenance.



DECK COMPLETION KITS

A deck completion kit will be required for models with base decks for rear discharge and Guardian® Recycler® applications



SIDE DISCHARGE DECK

A cleaner cut without sacrificing mowing speed. The patent-pending rubber discharge deflector disperses clippings evenly while protecting other objects from damage.



Specifications

POWER SYSTEM								
	GRANDSTAND™	Z MASTER Z450 SERIES	Z MASTER® G3 SERIES		Z MASTER® Z580D SERIES		GROUNDMASTER 7200	GROUNDMASTER 7210
MODEL	74567TE	74450TE	74923TE / 74925TE		74264TE / 74265TE	74279TE	30467 / 30461 / 30462	30468 / 30363TE / 30464 / 30465
Engine	19 hp Kawasaki®	21 hp (15.7 kW) Kawasaki Twin OHV	25 hp (18.6 kW) Kohler® / 29 hp (21.5 kW) Kawasaki®		23 hp (16.6 kW) Kubota® Diesel	23 hp (16.6 kW) Kubota Diesel	Kubota® Diesel, 24.9 hp (18.6 kW)	Kubota Diesel, 35 hp (26 kW)
Heavy-Duty Canister Air Cleaner	N/A	Standard	Standard		Standard	Standard	Standard	Standard
Drive Tyres:	20" X 10" – 8"	23" x 9.50-12" Turf Master tyres	24" X 9.5" – 12" / 24" X 12" – 12"		23" x 9.50-12" 4-ply (132 cm) 23" x 12.0-12" 4-ply (152 cm)	23" x 9.50-12" 4-ply	24 x 12.00-12" pneumatic tubeless	24 x 12.00-12" pneumatic tubeless
Tread Pattern	Turf Master	Turf Master	Multi Trak		Turf Master	Turf Master	Tuff Trak	Tuff Trak
Front Caster:	11" X 4" – 5" Flat-free Semi-Pneumatic	13" x 5.00-6", 4-ply with smooth tread	13" X 6.5" – 6" Flat-free Semi-Pneumatic		13" x 6.50-6", 4-ply	13" x 6.50-6", 4-ply	15 x 6.00-6" tubeless, 4 ply ribbed	15 x 6.00-6" tubeless, 4 ply ribbed
Fuel Capacity	25.7 litres	38 litres	45 litres		45 litres	45 litres	43.5 litres	43.5 litres
Hour Meter	Standard	Standard	Standard		Standard	Standard	Standard	Standard
Fuel Gauge	Standard	N/A	Standard		Standard	Standard	Standard	Standard
Hydraulic Drive System	Standard	Standard	Standard		Standard	Standard	Direct drive system to engine	Direct drive system to engine
Pump	10 cc rev	10 cc rev	12 cc rev / 16 cc rev		16 cc rev with system check relief and oil cooler	16 cc rev with system check relief and oil cooler	integrated, dual wheel motor pumps directly mounted to engine;	integrated, dual wheel motor pumps directly mounted to engine;
Wheel Motor	12 cir	15.1 cir	14.6 cir / 17.1 cir		18.9 cir motor	18.9 cir motor	Independent high-torque, low-speed wheel motors with 310 cc displacement	Independent high-torque, low-speed wheel motors with 310 cc displacement
Maximum Forward Speed	0-13 km/h	0-13 km/h	0-11 km/h / 0-13 km/h		0-18 km/h	0-18 km/h	0-20 km/h (0-12.5 mph)	0-20 km/h (0-12.5 mph)
Maximum Reverse Speed	0-5 km/h	0-9 km/h	0-6 km/h / 0-8 km/h		0-10 km/h	0-10 km/h	0-14 km/h (0-8.5 mph)	0-14 km/h (0-8.5 mph)
Clutch	Electromagnetic	Electromagnetic	Electromagnetic		Heavy Duty Electromagnetic	Heavy Duty Electromagnetic	Hydraulic clutch directly mounted to engine; Hydraulically activated with multi-disk clutch	Hydraulic clutch directly mounted to engine; Hydraulically activated with multi-disk clutch
DECKS								
Width of Cut	122 cm	122 cm	132 cm / 152 cm		132 cm / 152 cm	132 cm	30467: 152 cm; 30461: 183 cm; 30462: 157 cm	30468: 152 cm; 30363TE: 183 cm; 30464: 183 cm; 30465: 157 cm
Cutting Deck	TURBO FORCE® with 140 mm deck depth	TURBO FORCE®, optional Recycler®, DFS Collection and Twin Bagger	TURBO FORCE®		TURBO FORCE® side discharge. Optional: DFS Collection & Recycler kit	TURBO FORCE rear discharge. Optional: DFS Collection & Recycler kit	0467: side discharge; 30461 & 30462: rear discharge or Guardian® Recycler	30468 & 30363TE: side discharge; 30464 & 30465: rear discharge or Guardian Recycler
Bull-Nose Bumper	Standard	Standard	Standard		Standard	Standard	Standard	Standard
Adjustable Discharge Baffle	Standard	Standard	Standard with Tool-Free Adjustment		Standard	N/A	Standard SD / N/A RD	Standard SD / N/A RD
Rubber Discharge Chute	Standard; Operator Controlled	Standard	Standard		Standard	N/A	Standard	Standard
Deck Lift Design	Spring Assist	optional deck lift assist	Torsion Spring, foot pedal deck lift		Compression Spring	Compression Spring	Hydraulic Deck Lift	Hydraulic Deck Lift
Heavy-Duty Spindle Shaft	25 cm Standard	25 cm Standard	25 cm Standard		25 cm Standard	25 cm Standard	31 cm Standard	31 cm Standard
Spindle Bearings (Greaseable)	Standard	Standard	Tapered Roller		Standard	Standard	Standard	Standard
Height of cut	25 - 127 mm in 6 mm increments	38 - 114 mm in 6 mm increments	25 mm to 140 mm		38 - 127 mm	38 - 127 mm	3-15 cm in 6 mm increments	3-15 cm in 6 mm increments
Blades	6 mm heat treated	6 mm heat treated	6 mm heat treated		6 mm heat treated	6 mm heat treated	6 mm heat treated	6 mm heat treated
Blade Tip Speed	4,877 m/min (16,000 ft/min)	4,572 m/min (15,000 ft/min)	4,267 m/min (14,000 ft/min) 4,572 m/min (15,000 ft/min)		4,724 m/min (15,500 ft/min)	4,877 m/min (16,000 ft/min)	4,938 m/min (16,200 ft/min) / 4,785 m/min (15,700 ft/min) / 4,633 m/min (15,200 ft/min)	4,938 m/min (16,200 ft/min) / 4,785 m/min (15,700 ft/min) / 4,633 m/min (15,200 ft/min)
Belt Construction	Aramid Fiber V-Belt	Aramid Fiber V-Belt	Aramid Fiber V-Belt		Aramid Fiber V-Belt	Aramid Fiber V-Belt	N/A	N/A
Anti-Scalp Rollers	N/A	3 Standard, 1 optional	3 Standard, 1 optional / 3 Standard, 2 optional		6 Standard	6 Standard	3 or 4 rollers and 1 or 2 skids	3 or 4 rollers and 1 or 2 skids
Carrier Frame Construction	4.6 mm Steel	4.6 mm Steel	4.6 mm Steel		4.6 mm Steel	4.6 mm Steel	4.6 mm Steel	4.6 mm Steel
FEATURES								
Steering controls	Twin Lever	41 mm Diameter	41 mm Diameter		41 mm Diameter	41 mm Diameter	41 mm Diameter	41 mm Diameter
Operator Seat	N/A	Two-Tone Bolstered	3-D Isolation seat; optional suspension system		Deluxe suspension	Deluxe suspension	Deluxe suspension	Deluxe suspension
Arm Rests	N/A	Standard	Standard		Standard	Standard	Standard	Standard
Seat Suspension System	N/A	Optional	Optional		Optional	Optional	Standard	Standard
Folding ROPS	N/A	Standard	Standard		Standard	Standard	2-post	2-post
Storage Compartment	Optional	Standard	Standard		Standard	Standard	Standard	Standard
Foot Pedal Deck Lift	N/A	Standard	Standard		Standard	Standard	Standard	Standard
Z Stand	N/A	Optional	Standard		Standard	Standard	Optional	Optional
Additional Features	Platform Suspension System, Walk-Behind Capable, Rubber Mat on Platform, Variable Speed Control, and Electric Start. Optional: Trash Bag		Digital Information Center, Beverage Holder				Dash Lights: Glow Plug, Temperature, Oil Pressure, and Alternator	Dash Lights: Glow Plug, Temperature, Oil Pressure, Alternator
Weight	399.6 kg	408 kg	531 kg / 570 kg		684 kg / 701 kg	685 kg	862 kg	862 kg
Certification	CE and EPA certified	CE and EPA certified	CE and EPA certified		CE and EPA certified	CE and EPA certified	CE and EPA certified	CE and EPA certified
Warranty	5 years/1200 hours/Lifetime frame to original owner	4 years/1200 hours	5 years/1200 hours/Lifetime frame to original owner		4 years/1200 hours	4 years/1200 hours	2 years/1500 hours	2 years/1500 hours

WORLDWIDE HEADQUARTERS

The Toro Company
8111 Lyndale Ave. So.
Bloomington, MN 55420 U.S.A.
Phone: (+1) 952 888 8801
Fax: (+1) 952 887 8258
www.toro.com

Products depicted are for illustration purposes only. Actual product offered for sale may vary in design, required attachments, and safety features. Not all products are sold in all countries.

GB Printed in U.S.A. ©2009 The Toro Company.
All Rights Reserved. Form #200-xxxx



Count on it.